

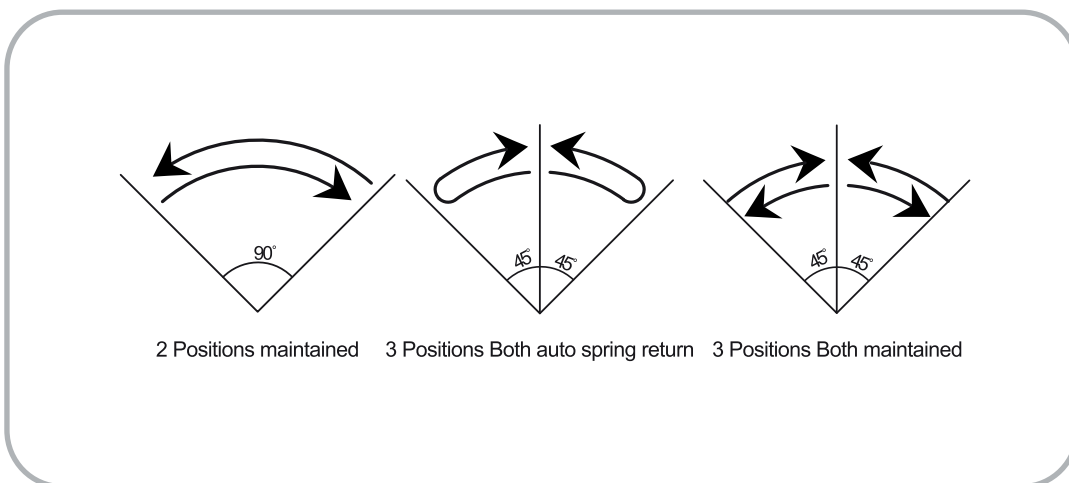




**S**   **2**   **SR**   -   **S7**   **W**   **A**  
 ①   ②   ③     ④   ⑤   ⑥

Classification	Ordering information						Description
	①	②	③	-	④	⑤	
Model	S						Control Switches
Dimension	2						Ø22/25 Ø30
Appearance			SR				Selector Switches (Non-Flush) Selector Switches (Flush)
Operation					S3		2 Positions maintained (Short lever)
					S4		2 Positions maintained (Long lever)
					S5		3 Positions Both auto spring return (Short lever)
					S6		3 Positions Both auto spring return (Long lever)
					S7		3 Positions Both maintained (Short lever)
					S8		3 Positions Both maintained (Long lever)
Color						R	RED
						W	WHITE
Contact						A	A (Normal Open) 110VAC/10A, 220VAC/5A 
						B	B (Normal Close) 110VAC/10A, 220VAC/5A 

## << Operation description >>



Push button switches

Push button switches (Illuminated)

Selector switches

Double push button switches

Start push button switches

Emergency switches

Emergency switches (Illuminated)

Pilot lamps

Accessory

Magnetic buzzers

Piezo buzzers

Sockets

Digital switches



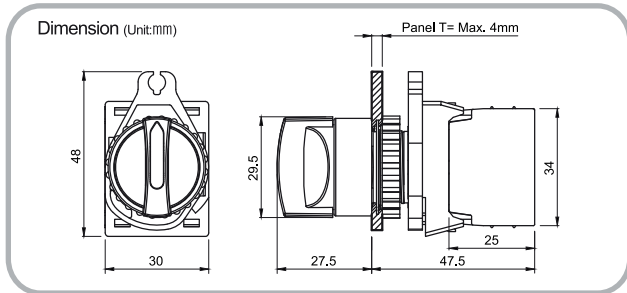
# Selector switches

## ● Ø22/25 Short lever selector switches (Non-Flush)



	Model		Model		Contacts	
	A contact	B contact	A contact	B contact	A contact	B contact
2 Positions maintained	S2SR - S3□A	1EA	S2SR - S7□2A	2EA		
	" - " □2A	2EA	" - " □3A	3EA		
	" - " □B	1EA	" - " □2B	2EA		
	" - " □2B	2EA	" - " □3B	3EA		
	" - " □AB	1EA 1EA	" - " □AB	1EA 1EA		
3 Positions both auto spring return	S2SR - S5□2A	2EA	" - " □2AB	2EA 1EA		
	" - " □3A	3EA	" - " □A2B	1EA 2EA		
	" - " □2B	2EA	* Represents colors □ : W, R ○ : ●			
	" - " □3B	3EA				
	" - " □AB	1EA 1EA	2 Positions maintained (S3)    3 Positions both auto spring return (S5)    3 Positions both maintained (S7)			
	" - " □2AB	2EA 1EA				
	" - " □A2B	1EA 2EA				

- Smooth and Swift switch operation
- Mounting hole layout : Ø22.5 / 25.5mm

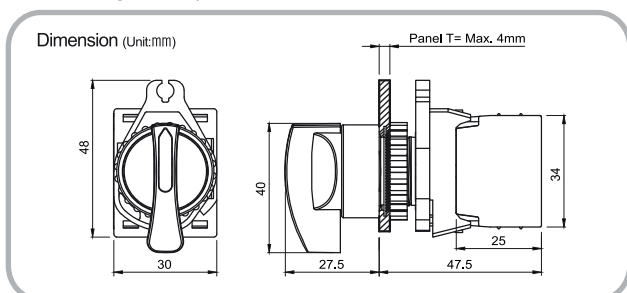


## ● Ø22/25 Long lever selector switches (Non-Flush)



	Model		Model		Contacts	
	A contact	B contact	A contact	B contact	A contact	B contact
2 Positions maintained	S2SR - S4□A	1EA	S2SR - S8□2A	2EA		
	" - " □2A	2EA	" - " □3A	3EA		
	" - " □B	1EA	" - " □2B	2EA		
	" - " □2B	2EA	" - " □3B	3EA		
	" - " □AB	1EA 1EA	" - " □AB	1EA 1EA		
3 Positions both auto spring return	S2SR - S6□2A	2EA	" - " □2AB	2EA 1EA		
	" - " □3A	3EA	" - " □A2B	1EA 2EA		
	" - " □2B	2EA	* Represents colors □ : W, R ○ : ●			
	" - " □3B	3EA				
	" - " □AB	1EA 1EA	2 Positions maintained (S4)    3 Positions both auto spring return (S6)    3 Positions both maintained (S8)			
	" - " □2AB	2EA 1EA				
	" - " □A2B	1EA 2EA				

- Smooth and Swift switch operation
- Mounting hole layout : Ø22.5 / 25.5mm



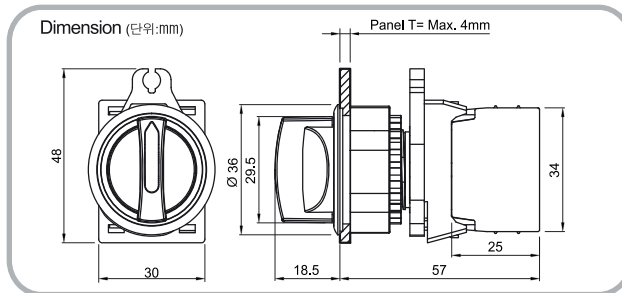


● Ø30 Short lever selector switches (Flush)



	Model	Contacts		Model	Contacts		
		A contact	B contact		A contact	B contact	
2 Positions maintained	S3SF - S3□A	1EA		3 Positions both maintained	S3SF - S7□2A	2EA	
	" - " □2A	2EA			" - " □3A	3EA	
	" - " □B		1EA		" - " □2B		2EA
	" - " □2B		2EA		" - " □3B		3EA
	" - " □AB	1EA	1EA		" - " □AB	1EA	1EA
3 Positions both auto spring return	S3SF - S5□2A	2EA		" - " □2AB	2EA	1EA	
	" - " □3A	3EA		" - " □A2B	1EA	2EA	
	" - " □2B		2EA	※ Represents colors □ : W, R ○ ●			
	" - " □3B		3EA				
	" - " □AB	1EA	1EA	2 Positions maintained (S3)			
	" - " □2AB	2EA	1EA	3 Positions both maintained (S5)			
	" - " □A2B	1EA	2EA	3 Positions both auto spring return (S7)			

- Simple and elegant design
- Mounting hole layout : Ø30.5mm

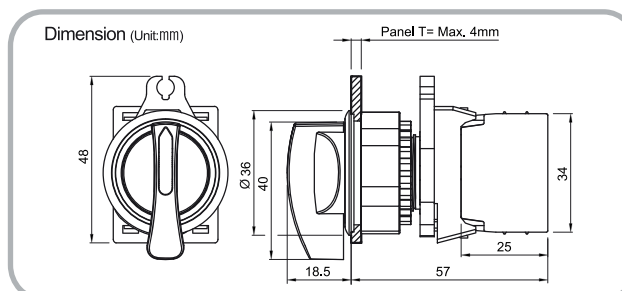


● Ø30 Long lever selector switches (Flush)



	Model	Contacts		Model	Contacts		
		A contact	B contact		A contact	B contact	
2 Positions maintained	S3SF - S4□A	1EA		3 Positions both maintained	S3SF - S8□2A	2EA	
	" - " □2A	2EA			" - " □3A	3EA	
	" - " □B		1EA		" - " □2B		2EA
	" - " □2B		2EA		" - " □3B		3EA
	" - " □AB	1EA	1EA		" - " □AB	1EA	1EA
3 Positions both auto spring return	S3SF - S6□2A	2EA		" - " □2AB	2EA	1EA	
	" - " □3A	3EA		" - " □A2B	1EA	2EA	
	" - " □2B		2EA	※ Represents colors □ : W, R ○ ●			
	" - " □3B		3EA				
	" - " □AB	1EA	1EA	2 Positions maintained (S4)			
	" - " □2AB	2EA	1EA	3 Positions both maintained (S6)			
	" - " □A2B	1EA	2EA	3 Positions both auto spring return (S8)			

- Simple and elegant design
- Mounting hole layout : Ø30.5mm



Push button switches

Push button switches (Illuminated)

Selector switches

Double push button switches

Start push button switches

Emergency switches

Emergency switches (Illuminated)

Pilot lamps

Accessory

Magnetic buzzers

Piezo buzzers

Sockets

Digital switches